













Nutrition Situation GAM (IPC Acute Malnutrition)

-  Acceptable (<5%)
-  Alert (5 - 9.9%)
-  Serious (10 - 14.9%)
-  Critical (15 - 29.9%)
-  Very Critical (>30%)
-  Based on MUAC Assessment
-  Insufficient data
-  IDP Situation (Color depicts Nutrition Situation)
-  Urban/Settlement (Color depicts Nutrition Situation)

Evidence Level

-  Acceptable
 -  Medium
 -  High
- Confidence of analysis